

(I)(a) STATEMENT SHOWING SHAREHOLDING PATTERN

Name of the Company: PILANI INVESTMENT & INDUSTRIES CORP LTD
Scrip Code: Name of the Scrip:
Quarter Ended: 30/09/2014

Class of security:

Page: 1

Partly paid-up shares:-	No. of partly paid-up shares	As a % of total no. of partly paid-up shares	As a % of total no. of shares of the company
-------------------------	------------------------------	--	--

Held by promoter/promoter group

Held by public
Total - D

Outstanding convertible securities:-	No. of outstanding securities	As a % of total no. of outstanding convertible securities	As a % of total no. of shares of the company, assuming full conversion of the convertible securities
--------------------------------------	-------------------------------	---	--

Held by promoter/promoter group


Held by public
Total - E

Warrants:-	No. of warrants	As a % of total no. of warrants	As a % of total no. of shares of the company, assuming full conversion of warrants
------------	-----------------	---------------------------------	--

Held by promoter/promoter group

Held by public
Total - F

Total paid-up capital of the company, assuming full conversion of warrants and convertible securities 7908750



Category Code	Category of Shareholders	Number of Shareholders	Total number of shares	Number of shares held in Demat Form	As a % of (A+B)	As a % of (A+B+C)	Number of Pledged shares	As a percentage
(1)	(11)	(111)	(1V)	(V)	(VI)	(VII)	(VIII)	(IX)=(VIII/IV*100)
(A)	Total Shareholding of Promoter & Promoter Group							
(1)	Indian							
(a)	Individual/HUF	Nil	Nil	Nil	Nil	Nil	Nil	Nil
(b)	Central Govt. / State Govt.	Nil	Nil	Nil	Nil	Nil	Nil	Nil
(c)	Bodies Corporate	8	4179109	4179109	52.842	52.842	Nil	Nil
(d)	Fin. Institutions / Bank	Nil	Nil	Nil	Nil	Nil	Nil	Nil
(e)	Any Other	Nil	Nil	Nil	Nil	Nil	Nil	Nil
	Trust	2	372307	372307	4.708	4.708	Nil	0.000
	Sub-Total of (A)(1)	10	4551416	4551416	57.549	57.549	Nil	Nil
(2)	Foreign							
(a)	Individuals (NRIs/Foreign)	Nil	Nil	Nil	Nil	Nil	Nil	Nil
(b)	Bodies Corporate	Nil	Nil	Nil	Nil	Nil	Nil	Nil
(c)	Institutions	Nil	Nil	Nil	Nil	Nil	Nil	Nil
(d)	Qualified Foreign Investors	Nil	Nil	Nil	Nil	Nil	Nil	Nil
(e)	Any Other	Nil	Nil	Nil	Nil	Nil	Nil	Nil
	Sub-Total of (A)(2)	Nil	Nil	Nil	Nil	Nil	Nil	Nil
	Shareholding of Promoter & Promoter Group (A) = A1+A2	10	4551416	4551416	57.549	57.549	Nil	Nil
(B)	Public Shareholding							
(1)	Institutions							
(a)	Mutual Funds / UTI	Nil	Nil	Nil	Nil	Nil	NA	NA
(b)	Fin. Institutions / Banks	3	19800	19350	0.250	0.250	NA	NA
(c)	Central Govt. / State Govt.	Nil	Nil	Nil	Nil	Nil	NA	NA
(d)	Venture Capital	Nil	Nil	Nil	Nil	Nil	NA	NA
(e)	Insurance Company	Nil	Nil	Nil	Nil	Nil	NA	NA
(f)	Foreign Inst. Investors	Nil	Nil	Nil	Nil	Nil	NA	NA
(g)	Foreign VC Investors	Nil	Nil	Nil	Nil	Nil	NA	NA
(h)	Qualified Foreign Investors	Nil	Nil	Nil	Nil	Nil	NA	NA
(i)	Any Other	Nil	Nil	Nil	Nil	Nil	NA	NA
	Sub-Total (B)(1)	3	19800	19350	0.250	0.250	NA	NA
(2)	Non-Institutions							
(a)	Bodies Corporate	226	2583814	600727	32.670	32.670	NA	NA
(b)	Individuals							
	i. Individual Shareholders Holding Nominal Share Upto Rs.1 Lakh	4748	572728	477070	7.242	7.242	NA	NA
	ii. Individual Shareholders Holding Nominal Share greater than Rs.1 Lakh	3	140603	140603	1.778	1.778	NA	NA
(c)	Qualified Foreign Investors	Nil	Nil	Nil	Nil	Nil	NA	NA
(d)	Any Other							
	NRI/OCBs	29	14954	14166	0.189	0.189	NA	NA
	Trust	16	21182	21182	0.268	0.268	NA	NA
	Clearing Memb./Clearing Cor	57	4253	4253	0.054	0.054	NA	NA
	Sub-Total (B)(2)	5079	3337534	1258001	42.201	42.201	NA	NA
	Total Public Shareholding (B) = (B)(1) + (B)(2)	5082	3357334	1277351	42.451	42.451	NA	NA
	TOTAL (A)+(B)	5092	7908750	5828767	100.000	100.000	Nil	Nil
(C)	Shares held by Custodians And against which DRs have been issued	Nil	Nil	Nil	Nil	Nil	NA	NA
(1)	Promoter and Promoter group	Nil	Nil	Nil	Nil	Nil	NA	NA
(2)	Public	Nil	Nil	Nil	Nil	Nil	NA	NA
	GRAND TOTAL (A)+(B)+(C)	5092	7908750	5828767	100.000	100.000	Nil	Nil



PILANI INVESTMENT & INDUSTRIES CORP LTD

(I)(b) Statement showing holding of securities (including shares, warrants, convertible securities) of persons belonging to the category [Promoter & Promoter Group] As on 30/09/2014

Page:



(i)	(ii)	Details of Shares Held		Encumbered shares(x)		Details of warrants			Details of Convertible Securities		Total shares (including underlying shares assuming full conversion of warrants and convertible securities) as a % of diluted share capital
		(iii)	(iv)	(v)	(vi)=(v)/(iii)*100	(vii)	(viii)	(ix)	(x)	(xi)	
		Number of Shares held	As a % of grand total (A)+(B)+(C)	Number of Pledged Shares held	As a percentage of grand total (A)+(B)+(C)	As a % of total Warrants held of same class	Number of convertible securities held of the same class	As a % of total convertible securities held of the same class	Number of convertible securities of the same class	Zw.r. to total number of convertible securities of the same class	
1.	ADITYA MARKETING AND MANUFACTURING LIMIT	2735494	34.588	0	0.000	0	0	0.000	0	0.000	34.588
2.	B. K. BIRLA FOUNDATION	17521	0.222	0	0.000	0	0	0.000	0	0.000	0.222
3.	BIRLA EDUCATIONAL INSTITUTION	16500	0.209	0	0.000	0	0	0.000	0	0.000	0.209
4.	CENTRAL INDIA GENERAL AGENTS LTD	300	0.004	0	0.000	0	0	0.000	0	0.000	0.004
5.	HANAV INVESTMENT AND TRADING CO. LTD.	8700	0.110	0	0.000	0	0	0.000	0	0.000	0.110
6.	HANUSHREE PLANTATIONS LIMITED	8500	0.107	0	0.000	0	0	0.000	0	0.000	0.107
7.	FADMAVATI INVESTMENT LTD.	1398486	17.683	0	0.000	0	0	0.000	0	0.000	17.683
8.	PAKAVATI TEA COMPANY PRIVATE LIMITED	6700	0.085	0	0.000	0	0	0.000	0	0.000	0.085
9.	PRAKASH EDUCATIONAL SOCIETY	355807	4.499	0	0.000	0	0	0.000	0	0.000	4.499
10.	ZENITH DISTRIBUTORS AND AGENTS LTD.	3408	0.043	0	0.000	0	0	0.000	0	0.000	0.043
TOTAL		4551416	57.549	0	0.000	0	0	0.000	0	0.000	57.549



FILANI INVESTMENT & INDUSTRIES CORP LTD

(I)(c)(1) Statement showing holding of securities (including shares, warrants, convertible securities) of persons belonging to the category [PUBLIC] and holding more than 1.000(%) of the total number of shares as on 30/09/2014

Sri. Name(s) of the shareholder	Number of Shares held	Shares as a percentage of total number of shares (i.e., Grand Total (A)+(B)+(C) indicated in Statement at para (I)(a) above)	Details of Warrants		Details of convertible Securities		Total shares (including underlying shares assuming full conversion of warrants and convertible securities) as a % of diluted share capital
			Number of Warrants held	As a % of total Warrants	Number of convertible securities held	Zw. r. t. total number of convertible securities of the same class	
1. COMFORT INTECH LIMITED	246500	3.117	0	0.000	0	0.000	3.117
2. GWALIOR WEBBING CO. LTD.	454158	5.743	0	0.000	0	0.000	5.743
3. SHRI VENKATESHWARA EDUCATIONAL INSTITUTE	140347	1.775	0	0.000	0	0.000	1.775
4. THE PUNJAB PRODUCE & TRADING CO. LTD.	1385223	17.515	0	0.000	0	0.000	17.515
TOTAL	2226238	28.149	Nil	Nil	Nil	Nil	28.149




FILANI INVESTMENT & INDUSTRIES CORP LTD

(I)(c)(ii) Statement showing holding of securities (including shares, warrants, convertible securities) of persons (together with FAC) belonging to the category [PUBLIC] and holding more than 5.000(%) of the total number of shares of the company as on 30/09/2014

Page: 1

Sr1. Name(s) of the shareholder and the Persons Acting in Concert (FAC) with them	Number of Shares held	Shares as a percentage of total number of shares (i.e., Grand Total (A)+(B)+(C) indicated in Statement at para (I)(a) above)	Details of Warrants		Details of convertible Securities		Total shares (including underlying shares assuming full conversion of warrants and convertible securities) as a % of diluted share capital
			Number of Warrants held	As a % of total warrants held	Number of convertible securities held	Zw.r.t. total number of convertible securities of same class	
1. GWALIOR WEBBING CO. LTD.	454168	5.743	0	0.000	0	0.000	5.743
2. THE PUNJAB PRODUCE & TRADING CO. LTD.	1385223	17.515	0	0.000	0	0.000	17.515
TOTAL	1839391	23.258	Nil	Nil	Nil	Nil	23.258



PILANI INVESTMENT & INDUSTRIES CORP LTD

(I)(d) STATEMENT SHOWING DETAILS OF LOCKED-IN SHARES AS ON 30/09/2014

Page: 1

Srl. Name(s) of the Shareholder	Category of Shareholders (Promoter/ Public)	Number of Locked-in Shares	% to Total
1.		Nil	NIL



PILANI INVESTMENT & INDUSTRIES CORP LTD

(II)(a) STATEMENT SHOWING DETAILS OF DEPOSITORY RECEIPTS (DRs)

Page: 1


Srl.	Type of Outstanding DR (ADRs, GDRs, SDRs, etc)	Number of Outstanding DRs	Number of Shares underlying outstanding DRs	Shares underlying Outstanding DRs as a Percentage of total number of shares (ie. Grand total(A)+(B)+ (C) indicated in Statement at para (I)(a) above)
------	---	---------------------------------	---	--

1. Nil

Nil

Nil

Nil



PILANI INVESTMENT & INDUSTRIES CORP LTD

(II)(b) STATEMENT SHOWING DETAILS OF DEPOSITORY RECEIPTS (DRs), WHERE UNDERLYING SHARES HELD BY 'PROMOTER/PROMOTER GROUP' ARE IN EXCESS OF 1% OF THE TOTAL NO. OF SHARES

Page: 1

Srl.	Name of the DR Holder	Type of outstanding DR (ADRs, GDRs, SDRs, etc.) DRs	Number of Shares Underlying outstanding DRs	Shares underlying Outstanding DRs as Percentage of total number of shares (ie. Grand total(A)+(B)+(C) indicated in statement at para (I)(a) above
1.	Nil	Nil	Nil	Nil
2.	Nil	Nil	Nil	Nil
TOTAL		Nil	Nil	Nil

